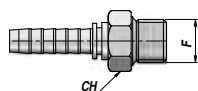


Indstik • Press fittings

R0350

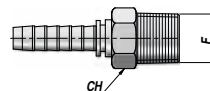
BSP han - 60° konus
BSP male - 60° cone



Codice Code Bestell-Nr.	Tubo Hose Schlauch		F BSP	CH	kg x 100
	inch	NW			
R0350.0402	1/4"	6	1/8"	15	1,40
R0350.0404	1/4"	6	1/4"	19	3,00
R0350.0406	1/4"	6	3/8"	22	4,20
R0350.0506	5/16"	8	3/8"	22	4,80
R0350.0606	3/8"	10	3/8"	22	5,00
R0350.0608	3/8"	10	1/2"	27	8,00
R0350.0808	1/2"	13	1/2"	27	9,20
R0350.1010	5/8"	16	5/8"	28	11,80
R0350.1012	5/8"	16	3/4"	32	13,40
R0350.1212	3/4"	20	3/4"	32	14,40
R0350.1616	1"	25	1"	38	26,40
R0350.2020	1"1/4	32	1"1/4	50	43,00
R0350.2424	1"1/2	40	1"1/2	55	52,20
R0350.3232	2"	50	2"	65	91,80

R0360

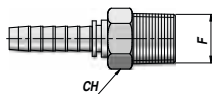
BSP konisk han
BSP tapered male



Codice Code Bestell-Nr.	Tubo Hose Schlauch		F BSP	CH	kg x 100
	inch	NW			
R0360.0404	1/4"	6	1/4"	14	2,90
R0360.0406	1/4"	6	3/8"	19	4,10
R0360.0506	5/16"	8	3/8"	19	4,70
R0360.0606	3/8"	10	3/8"	19	4,90
R0360.0608	3/8"	10	1/2"	22	7,80
R0360.0808	1/2"	13	1/2"	22	9,00
R0360.1212	3/4"	20	3/4"	27	14,00
R0360.1616	1"	25	1"	36	26,00
R0360.2020	1"1/4	32	1"1/4	46	42,50
R0360.2424	1"1/2	40	1"1/2	50	51,50
R0360.3232	2"	50	2"	65	90,20

R0370

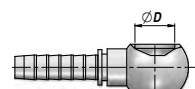
NPTF han - 60° konus (SAEJ516)
NPTF male -60° cone(SAE J516)



Codice Code Bestell-Nr.	Tubo Hose Schlauch		F NPTF	CH	kg x 100
	inch	NW			
R0370.0402	1/4"	6	1/8"	12	2,90
R0370.0404	1/4"	6	1/4"	14	4,10
R0370.0406	1/4"	6	3/8"	19	4,70
R0370.0606	3/8"	10	3/8"	19	4,90
R0370.0608	3/8"	10	1/2"	22	7,80
R0370.0808	1/2"	13	1/2"	22	9,00
R0370.1212	3/4"	20	3/4"	27	14,00
R0370.1616	1"	25	1"	36	26,00
R0370.2020	1.1/4"	32	1"1/4	46	42,50
R0370.2424	1.1/2"	40	1"1/2	50	51,50
R0370.3232	2"	50	2"	65	90,20

R1400

BSP banjo

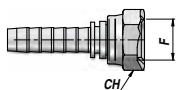


Codice Code Bestell-Nr.	Tubo Hose Schlauch		ØD	kg x 100
	inch	NW		
R1400.0304	3/16"	5	1/4"	3,20
R1400.0404	1/4"	6	1/4"	3,20
R1400.0406	1/4"	6	3/8"	4,60
R1400.0506	5/16"	8	3/8"	5,00
R1400.0606	3/8"	10	3/8"	4,60
R1400.0808	1/2"	13	1/2"	8,40
R1400.1212	3/4"	20	3/4"	17,40
R1400.1616	1"	25	1"	39,40

Indstik • Press fittings

R0100

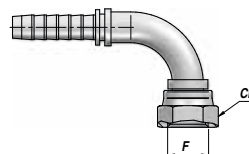
Metrisk hun - 60° konus
Metric female - 60° cone



Codice Code Bestell-Nr.	Tubo Hose Schlauch		F	CH	kg x 100
	inch	NW			
R0100.0414	1/4"	6	M14x1,5	19	3,00
R0100.0516	5/16"	8	M16x1,5	22	4,20
R0100.0518	5/16"	8	M18x1,5	24	4,40
R0100.0616	3/8"	10	M16x1,5	22	4,40
R0100.0618	3/8"	10	M18x1,5	24	5,40
R0100.0620	3/8"	10	M20x1,5	24	7,40
R0100.0820	1/2"	13	M20x1,5	24	7,60
R0100.0822	1/2"	13	M22x1,5	27	8,20

R0200

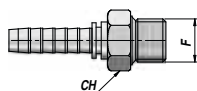
90° metrisk hun
90° metric female



Codice Code Bestell-Nr.	Tubo Hose Schlauch		F	CH	kg x 100
	inch	NW			
R0200.0414	1/4"	6	M14x1,5	19	4,00
R0200.0516	5/16"	8	M16x1,5	22	6,40
R0200.0518	5/16"	8	M18x1,5	24	7,20
R0200.0616	3/8"	10	M16x1,5	22	6,60
R0200.0618	3/8"	10	M18x1,5	24	7,20
R0200.0620	3/8"	10	M20x1,5	24	9,40
R0200.0820	1/2"	13	M20x1,5	24	12,20
R0200.0822	1/2"	13	M22x1,5	27	12,20

R0400

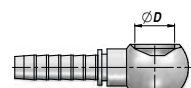
Metrisk han - 60° konus
Metric male - 60° cone



Codice Code Bestell-Nr.	Tubo Hose Schlauch		F	CH	kg x 100
	inch	NW			
R0400.0414	1/4"	6	M14x1,5	19	3,20
R0400.0516	5/16"	8	M16x1,5	22	4,20
R0400.0518	5/16"	8	M18x1,5	24	5,00
R0400.0618	3/8"	10	M18x1,5	24	5,20
R0400.0822	1/2"	13	M22x1,5	27	7,80

R1350

Metrisk banjo
Metric banjo



Codice Code Bestell-Nr.	Tubo Hose Schlauch		ØD	kg x 100
	inch	NW		
R1350.0414	1/4"	6	14	3,00
R1350.0516	5/16"	8	16	4,40
R1350.0616	3/8"	10	16	4,60
R1350.0618	3/8"	10	18	6,60
R1350.0818	1/2"	13	18	6,80
R1350.0822	1/2"	13	22	8,20