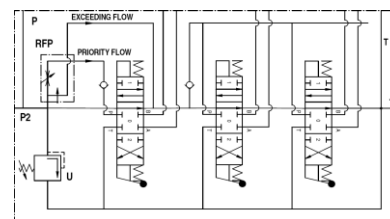
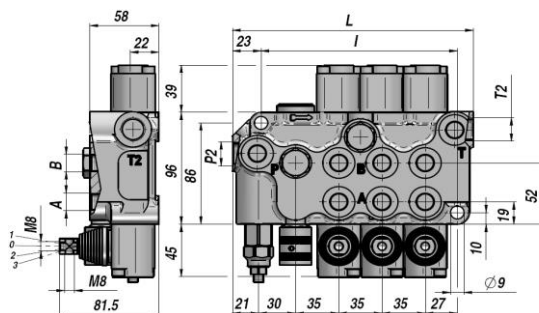



MANØVRE VENTILER - MONOBLOCK VALVES

BF 400

Q_n **Q MAX**
 35 l/min 45 l/min

**MANØVRE VENTIL M/ FLOWREGULERING
 MONOBLOCK VALVE + RFP**



Varenr. Code	Type	N° sektioner Sections No.	Gevind - Threads					PN bar	P MAX U bar	P MAX S bar	L	I	kg
			A-B BSP	P BSP	T BSP	P2 BSP	T2 BSP						
DBF2111001	BF 401/1/GU/MO A1	1									125	90	3.90
DBF2211001	BF 401/2/GU/MO A1x2	2									160	125	5.20
DBF2311001	BF 401/3/GU/MO A1x3	3									195	160	6.40
DBF2411001	BF 401/4/GU/MO A1x4	4	3/8"	3/8"	3/8"	1/2"	1/2"	250	320	80	230	195	7.60
DBF2511001	BF 401/5/GU/MO A1x5	5									265	230	8.80
DBF2611001	BF 401/6/GU/MO A1x6	6									300	265	10.00

RFP = Trykkompenseret prioritet drøvel ventil - Priority control flow divider (pressure compensated)

PN = Max. arbejdsstryk - Nominal pressure

P MAX U = Max. spidsbelastning - Max. pressure on ports

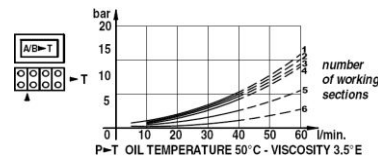
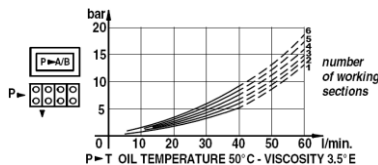
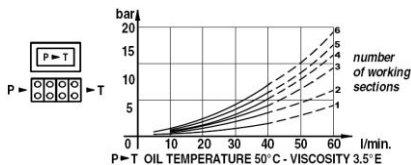
P MAX S = Max. returtryk - Max. pressure in tank-line

Overtryksventil - Relief Valve : X=30:90bar (70) - U=80:230bar (140) (Standard) - K=150:300bar (200)

OVENSTÅENDE VARENUMRE BESTÅR AF - THESE CODES REFER TO:

DOBBELTVIRKENDE - 3 POSITIONER - FJEDER RETUR - A/B PORTE LUKKET - BSP GEVIND - FORBEREDT FOR TRYKVIDEREFØRING

DOUBLE ACTING TYPE - 3 POSITIONS - SPRING RETURN - A/B PORTS CLOSED - BSP THREADS - MACHINED FOR CARRY-OVER



**SPOLE TYPE
SPOOL TYPE**

A	
B	
C	
D	
L	
Z	

**POSITIONER
SPOOL CONTROL**

1	
2	
3	
6	
7	
8	
12	
42	

**PÅ FORESPØRGSEL
ON REQUEST**

MC	manual operator with cam
MX	sikkerhedshåndtag safety lever
DO	cam operator
JS	joystick
1P	luftstyret pneumatic operator
MSW	microswitch
CO	trykvidereføring power beyond (carry over)