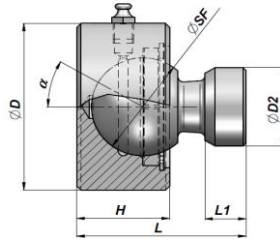


**CSB**

TOPBESLAG  
SWINGING END



Varenr. Code	ØSF	ØD2	ØD	L	H	L1	α	FC (kN)	kg
CSB0500000	50	40	85	82	45	20	38	68,6	2,20
CSB0600000	60	50	98	100	50	25	40	107,8	3,40
CSB0700000	70	60	105	115	60	30	38	132,3	4,80

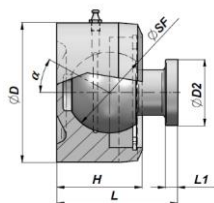
FC = MAX DYNAMIC LOAD

MATERIALE : STÅL UNI C40

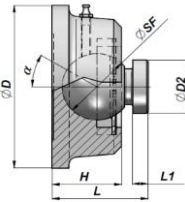
MATERIAL : STEEL UNI C40

**CSB00**

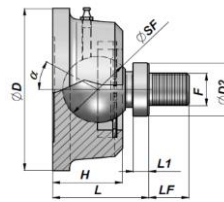
TOPBESLAG  
SWINGING END



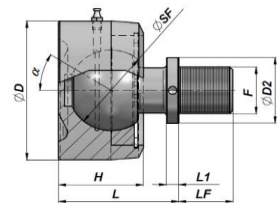
TYPE A



TYPE B

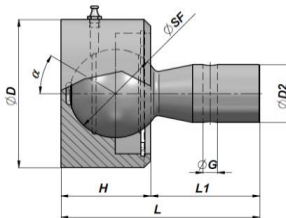


TYPE C

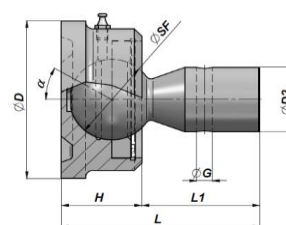


TYPE D

Varenr. Code	TYPE	ØSF	ØD2	ØD	L	H	L1	F	Lf	α	FC (kN)	kg
CSB0001980	B	45	30	110	62	45	9			35	107.8	2,20
CSB0001982	A	55	45	95	78	55	8			30	147	2,88
CSB0001984	B	65	64	107	88	58	9			30	225.5	3,96
CSB0001986	C	45	30	110	61	45		M22x1.5	26	32	107.8	2,28
CSB0001988	D	55	45	95	78	55		M32x2	35	30	147	3,10



TYPE A



TYPE B

Varenr. Code	TYPE	ØSF	ØD2	ØD	L	H	L1	ØG	α	FC (kN)	kg
CSB0001700 (*)	B	45	36	88	106	43	63	-	22	78,4	2,18
CSB0001701 (*)	B	45	36	88	106	43	63	8,4	36	78,4	2,40
CSB0001702 (*)	A	55	36	92	118.5	53.5	65	8,4	33	137.2	3,10

FC = MAX DYNAMIC LOAD

(\*) = SMØRENIPPEL ER VINKLET CA. 6° FOR BEDRE SMØRING

(\*) = GREASE NIPPLE IS TILTED OF ABOUT 6° TO FACILITATE GREASING

MATERIALE : STÅL UNI C40

MATERIAL : STEEL UNI C40